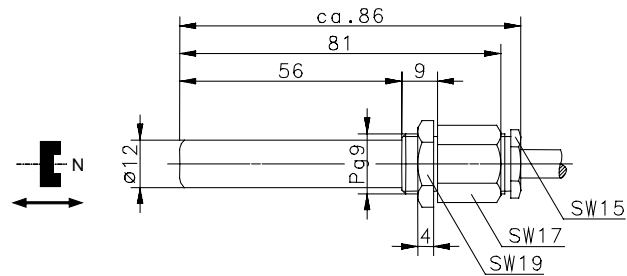
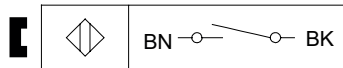


Magnetic Switch Series MAA-06

Description **MAA-0612-F-4**

Article number **6310206680**

Wiring diagram



Technical data

Switching function	N.O.	
Reference magnet	T-62 N/S	
Assured operating distance - ON	S_{ao}	20 mm
Assured operating distance - OFF	S_{ar}	40 mm
Repeat accuracy	R	$\pm 0,1$ mm, under same geometrical conditions at the same temperature

Electrical data


Max. voltage	250 V AC / DC	
Max. switching current	1 A	
Max. switching capacity	100 VA	
Protection class acc. to EN 61140	II (totally insulated)	
Note	Combinations of switching voltage and switching current must not exceed the maximum switching capacity.	

Mechanical data

Enclosure	Al / CuZn39Pb3	
Temperature range	-5 °C ... +70 °C -20 °C ... +70 °C (fixed cable)	
Mechanical life	3×10^8 operating cycles	
Shock	50 g (11 ms / $\frac{1}{2}$ Sinewave)	
Vibration	20 g (10 - 2000 Hz)	
Protection type	IP67 acc. EN 60529	
Termination type	Cable 2 x AWG26 x 4 m ± 5 %; PVC -outer jacket black	
Assembly position	optional (assembly on ferromagnetic material means reduction of switch distance)	
Fixing accessories	1 x hexagon nut	

Standards	
	EN 60947-5-1
	EN 62246-1

EU Conformity	
	acc. to directive 2014/35/EU (Low-Voltage-Directive)

Approvals	
	
	UL Listed, Ind. Cont. Eq. / Class 2 Power source
	Note limited electrical data:
	max. switching voltage 30 V AC / 60 V DC
	max. switching current 1 A
	max. switching capacity 60 VA

Notes	
	Contact protection must be provided for inductive and capacitive loads.